

STATISTICAL REPORT

2020

WORLD COUNCIL OF CREDIT UNIONS

The Global Network of Credit Unions
and Financial Cooperatives



World Council

MEMBERSHIP AT A GLANCE

WORLD COUNCIL BUILDS, CHAMPIONS, DEFENDS AND GROWS A GLOBAL COMMUNITY THAT IMPROVES LIVES.

ON BEHALF OF ITS MEMBERS, WORLD COUNCIL:

- Advocates internationally to achieve better legislative and regulatory outcomes for credit unions and other cooperative financial institutions and their members.
- Provides education and global networking for the exchange of information and ideas.
- Champions the credit union and cooperative financial institution model worldwide.
- Grows and strengthens the global system with technical assistance, training and tools for management, outreach and networking.



CREDIT UNIONS

86,451



SERVING

ON



375,160,065

MEMBERS

FROM

6

CONTINENTS

WITH A

12.18%

PENETRATION RATE



118

COUNTRIES



AFRICA

	CREDIT UNIONS	MEMBERS	SAVINGS & SHARES (USD)	LOANS (USD)	RESERVES (USD)	ASSETS (USD)	PENETRATION**
Benin ^(b)	60	2,612,690	250,705,104	311,922,495	N/A	N/A	39.34%
Burkina Faso ^(b)	79	1,387,363	508,289,225	363,071,834	N/A	N/A	12.47%
Cameroon	228	540,205	367,322,148	244,276,821	30,051,503	410,874,466	3.69%
Ethiopia ^(aa)	20,851	4,767,963	482,000,000	124,000,000	N/A	635,000,000	3.59%
Gambia	71	91,551	34,086,674	22,327,438	14,630,634	37,540,135	7.08%
Ghana	489	884,495	312,953,368	157,044,676	(1,942,015)	387,734,403	4.77%
Guinea-Bissau ^(b)	6	10,685	166,352	132,325	N/A	N/A	0.98%
Ivory Coast ^(b)	46	2,548,978	667,939,509	691,034,026	N/A	N/A	17.38%
Kenya	8,966	9,237,484	12,909,465,834	8,696,496,994	880,567,057	13,638,154,648	29.17%
Lesotho ^(aa)	90	76,000	N/A	N/A	N/A	7,300,000	5.71%
Liberia ^(aa)	200	29,986	5,139,748	3,327,115	N/A	N/A	1.01%
Madagascar ^(aa)	6	693,920	68,350,451	48,362,479	N/A	N/A	4.55%
Malawi	39	158,972	29,247,057	28,209,716	10,327,547	42,032,824	1.53%
Mali ^(b)	86	1,251,803	210,550,095	266,565,217	N/A	N/A	12.24%
Mauritius	105	150,000	55,625,790	27,812,895	16,434,893	72,060,683	16.76%
Niger ^(b)	39	294,049	45,555,766	40,470,699	N/A	N/A	2.54%
Rwanda	459	4,106,000	N/A	N/A	N/A	347,368,421	55.22%
Senegal ^(b)	128	3,136,000	690,733,459	818,735,350	N/A	N/A	34.49%
Seychelles	1	18,464	22,771,999	16,546,729	1,980,728	27,114,072	27.51%
Sierra Leone	31	10,039	831,064	780,501	313,966	1,045,942	0.22%
South Africa	29	31,520	31,330,203	18,915,399	2,384,917	34,219,489	0.08%
Eswatini	126	62,637	103,977,252	57,568,148	12,990,076	138,342,634	9.22%
Tanzania ^(a)	6,178	2,447,332	266,035,615	246,640,851	27,821,791	293,857,406	7.88%
Togo ^(b)	77	3,113,723	434,066,163	335,975,425	N/A	N/A	66.62%
Uganda ^(a)	896	1,002,530	59,441,306	63,540,925	N/A	N/A	4.39%
Zambia ^(aa)	1,197	1,499,000	23,725,860	27,267,319	4,789,432	25,224,541	15.71%
Zimbabwe ^(a)	87	250,000	6,700,000	6,100,000	3,250,000	7,200,000	3.11%
TOTAL Member Countries	9,723	10,839,620	13,641,760,405	9,142,574,935	920,984,819	14,505,910,413	13.33%
TOTAL Other Countries	30,847	29,573,769	3,945,249,635	3,474,550,443	82,615,709	1,599,159,250	14.57%
TOTAL Africa	40,570	40,413,389	17,587,010,040	12,617,125,378	1,003,600,528	16,105,069,664	14.34%

ASIA

	CREDIT UNIONS	MEMBERS	SAVINGS & SHARES (USD)	LOANS (USD)	RESERVES (USD)	ASSETS (USD)	PENETRATION**
Afghanistan	27	116,616	1,644,201	9,742,677	(731,146)	14,326,298	0.54%
Bangladesh ^(c)	1,138	750,000	501,000,000	N/A	N/A	520,000,000	0.67%
Cambodia ^(a)	20	48,684	4,500,000	10,000,000	600,000	20,000,000	0.45%
Georgia	1	200	36,475	479,751	102,013	551,705	0.01%
Hong Kong ^(c)	42	90,580	2,556,000,000	69,000,000	105,000,000	2,825,000,000	1.75%
India*	1,935	91,077,299	138,814,295,495	103,248,254,142	15,353,005,614	197,528,686,481	9.81%
Indonesia ^(c)	1,029	3,692,577	2,013,000,000	17,979,000,000	142,000,000	2,695,000,000	1.99%
Iran ^(a)	692	447,732	230,071,988	N/A	N/A	N/A	0.78%
Japan ^(c)	145	3,984,319	207,226,000,000	114,485,000,000	8,328,000,000	242,664,000,000	5.35%
Kazakhstan	119	13,866	26,121,015	350,511,548	33,752,700	376,402,307	0.12%
Kyrgyzstan	92	13,364	2,279,577	10,941,198	8,739,153	15,271,833	0.32%
Laos ^(c)	26	37,659	17,000,000	13,000,000	2,100,000	23,000,000	0.81%
Malaysia ^(c)	304	274,773	64,000,000	15,000,000	36,000,000	65,000,000	1.22%
Mongolia ^(c)	249	72,439	70,000,000	58,000,000	3,000,000	89,000,000	3.42%
Myanmar ^(a)	2,964	510,709	67,000,000	83,000,000	N/A	N/A	1.37%
Nepal	9,858	9,001,176	2,287,788,396	2,006,016,988	121,642,536	2,687,941,349	47.26%
Philippines ^(c)	1,670	13,920,925	4,463,000,000	1,842,000,000	146,000,000	6,438,000,000	19.71%
Singapore	21	137,000	853,000,000	213,000,000	N/A	1,045,000,000	3.24%
South Korea	879	6,424,757	96,899,292,978	72,500,504,753	2,128,438,115	102,001,037,089	17.31%
Sri Lanka ^(c)	8,423	1,672,471	643,000,000	458,000,000	42,000,000	805,000,000	11.72%
Taiwan ROC ^(c)	335	223,734	819,000,000	353,000,000	73,000,000	956,000,000	0.97%
Tajikistan	17	1,002	416,282	N/A	143,509	559,791	0.02%
Thailand ^(c)	2,288	4,467,240	80,893,000,000	72,286,000,000	4,227,000,000	100,209,000,000	9.08%
Vietnam ^(c)	1,198	1,665,608	6,042,000,000	4,692,000,000	N/A	N/A	2.48%
TOTAL Member Countries	10,785	15,679,549	100,041,725,574	74,729,264,418	2,249,349,504	105,748,304,735	17.09%
TOTAL Other Countries	22,687	122,965,181	444,451,720,832	315,953,186,639	28,500,442,989	555,230,472,117	3.60%
TOTAL Asia	33,472	138,644,730	544,493,446,406	390,682,451,057	30,749,792,494	660,978,776,853	5.85%

CARIBBEAN

	CREDIT UNIONS	MEMBERS	SAVINGS & SHARES (USD)	LOANS (USD)	RESERVES (USD)	ASSETS (USD)	PENETRATION**
Anguilla ^(d)	1	1,139	4,527,883	2,916,518	(11,857)	4,876,563	68.23%
Antigua & Barbuda ^(d)	6	45,982	136,167,546	125,610,539	7,439,286	162,748,828	10.96%
(The) Bahamas	10	45,467	N/A	225,900,000	N/A	482,300,000	16.37%
Barbados ^(d)	32	221,789	2,760,342,671	1,736,433,239	285,202,555	1,396,774,886	115.99%
Belize ^(d)	9	169,723	479,722,290	319,951,281	74,001,978	570,841,668	64.88%
Bermuda ^(d)	1	5,735	24,315,000	11,305,000	1,710,000	26,186,000	13.50%
Cayman Islands ^(d)	1	15,959	476,884,794	366,524,800	34,638,295	518,594,574	34.45%
Curacao ^(d)	6	33,237	149,768,888	203,635,264	10,366,599	230,027,773	33.42%
Dominica ^(d)	6	83,789	291,584,287	205,550,777	29,314,847	346,164,143	169.06%
Grenada ^(d)	10	76,450	312,241,191	294,653,094	11,238,872	402,770,316	102.27%
Guyana ^(d)	30	48,588	35,437,500	28,410,564	4,114,631	50,688,446	9.46%
Haiti	86	1,033,515	181,002,623	126,605,159	40,386,134	200,107,802	14.54%
Jamaica ^(d)	25	1,034,962	741,855,761	641,033,707	62,294,843	959,506,332	51.73%
Montserrat ^(d)	1	5,681	22,700,909	19,298,491	1,000,260	24,994,740	137.42%
St. Kitts & Nevis ^(d)	4	31,079	145,490,430	114,341,813	19,473,098	176,931,498	82.58%
St. Lucia ^(d)	16	117,128	348,909,427	278,598,956	36,580,150	438,891,148	88.89%
St. Vincent & the Grenadines ^(d)	4	74,618	184,222,019	130,063,144	15,496,780	211,986,148	98.64%
Trinidad & Tobago ^(a)	127	718,484	2,381,662,122	1,526,758,158	360,667,622	2,918,965,580	75.03%
TOTAL Member Countries	279	2,684,343	8,495,832,717	6,005,085,344	953,527,959	8,440,948,643	72.28%
TOTAL Other Countries	96	1,078,982	181,002,623	352,505,159	40,386,134	682,407,802	15.45%
TOTAL Caribbean	375	3,763,325	8,676,835,341	6,357,590,503	993,914,093	9,123,356,445	65.97%



EUROPE

	CREDIT UNIONS	MEMBERS	SAVINGS & SHARES (USD)	LOANS (USD)	RESERVES (USD)	ASSETS (USD)	PENETRATION**
Albania	14	124,344	90,686,638	84,577,866	10,776,584	115,193,577	6.44%
Armenia	1	8,659	N/A	21,842,433	4,094,221	25,663,260	0.43%
Croatia	17	36,302	67,402,369	69,499,085	9,454,243	81,278,813	1.40%
Estonia	20	15,614	188,247,561	163,170,934	4,266,271	199,036,404	1.86%
Great Britain	240	1,355,630	2,411,689,041	1,352,712,329	287,036,986	2,677,502,740	4.82%
Ireland	301	3,600,000	19,818,292,683	6,012,195,122	3,451,219,512	22,973,170,732	111.59%
Latvia	34	16,507	34,300,020	29,521,924	3,713,524	38,165,245	1.38%
Lithuania	62	163,250	1,399,200,268	919,935,659	111,682,988	1,503,975,207	9.14%
North Macedonia	1	11,794	4,108,308	5,083,512	1,935,890	6,250,785	0.82%
Moldova	228	140,734	37,996,809	55,483,432	23,967,540	64,610,224	7.51%
Netherlands	20	1,343	30,489,400	29,748,171	3,048,780	33,538,180	0.01%
Poland	23	1,375,628	2,485,584,404	1,760,474,319	128,988,275	2,574,611,453	5.49%
Romania	25	127,753	135,913,036	114,601,833	19,055,988	155,777,994	1.02%
Russia	456	320,086	N/A	N/A	N/A	416,152,388	0.34%
Turkey	1,618	800,024	138,676,739	1,059,509,399	121,314,701	3,929,391,262	1.41%
Ukraine	322	428,000	51,024,735	71,908,127	14,190,813	81,696,113	1.45%
TOTAL Member Countries	1,405	7,270,807	25,162,262,137	9,549,645,261	3,916,147,977	29,165,477,421	14.31%
TOTAL Other Countries	1,977	1,254,861	1,731,349,874	2,200,618,884	278,598,339	5,710,536,955	3.76%
TOTAL Europe	3,382	8,525,668	26,893,612,012	11,750,264,145	4,194,746,316	34,876,014,377	9.69%















LATIN AMERICA

	CREDIT UNIONS	MEMBERS	SAVINGS & SHARES (USD)	LOANS (USD)	RESERVES (USD)	ASSETS (USD)	PENETRATION**
Bolivia	47	1,101,144	979,765,335	1,081,874,636	200,220,594	1,443,721,588	16.50%
Brazil	847	12,037,800	41,329,479,769	39,055,876,686	10,849,710,983	65,105,973,025	8.13%
Chile	43	1,739,930	2,684,441,000	2,708,190,208	875,992,955	3,582,985,558	13.28%
Colombia	188	3,407,292	5,985,749,774	5,854,734,414	2,300,506,549	7,945,313,666	9.74%
Costa Rica	66	654,138	4,976,625,536	4,123,505,907	247,993,637	6,187,829,960	18.63%
Dominican Republic	17	1,032,227	1,270,480,562	677,785,415	231,137,582	1,538,738,058	14.63%
Ecuador	518	4,978,815	13,872,063,343	586,016,587	2,157,678,581	16,685,273,818	43.40%
El Salvador	29	310,665	874,000,000	734,300,000	46,900,000	1,028,000,000	7.40%
Guatemala	25	2,241,507	2,398,747,214	N/A	279,356,164	2,793,357,845	21.58%
Honduras	89	1,479,478	N/A	N/A	N/A	1,967,080,000	23.18%
Mexico	155	7,839,974	8,359,514,917	5,407,107,132	2,827,928,076	9,637,882,371	9.14%
Nicaragua ^(a)	6	34,435	6,350,215	5,200	N/A	N/A	0.80%
Panama	182	132,820	405,752,746	389,149,034	57,608,712	742,515,602	4.74%
Paraguay	46	1,818,223	N/A	N/A	N/A	3,069,168,567	39.65%
Peru	435	2,221,495	3,844,943,898	3,054,698,945	N/A	4,576,907,924	10.12%
Suriname	25	9,492	3,762,699	1,342,734	488,513	4,320,534	2.44%
Uruguay	42	820,000	122,744,448	190,704,215	107,130,621	302,920,580	36.55%
TOTAL Member Countries	1,944	29,877,918	69,445,294,416	59,297,157,533	16,841,141,703	99,556,518,451	11.57%
TOTAL Other Countries	816	11,981,517	17,669,127,040	4,568,133,579	3,341,511,264	27,055,470,645	21.98%
TOTAL Latin America	2,760	41,859,435	87,114,421,456	63,865,291,113	20,182,652,967	126,611,989,096	16.47%

NORTH AMERICA

	CREDIT UNIONS	MEMBERS	SAVINGS & SHARES (USD)	LOANS (USD)	RESERVES (USD)	ASSETS (USD)	PENETRATION**
 Canada	449	10,620,308	308,431,250,000	303,007,031,250	11,066,660,057	380,386,718,750	42.26%
 United States	5,206	125,692,422	1,605,887,979,602	1,187,321,044,652	188,472,373,829	1,865,404,444,445	58.69%
TOTAL Member Countries	5,655	136,312,730	1,914,319,229,602	1,490,328,075,902	199,539,033,886	2,245,791,163,195	50.48%
TOTAL North America	5,655	136,312,730	1,914,319,229,602	1,490,328,075,902	199,539,033,886	2,245,791,163,195	50.48%

OCEANIA

	CREDIT UNIONS	MEMBERS	SAVINGS & SHARES (USD)	LOANS (USD)	RESERVES (USD)	ASSETS (USD)	PENETRATION**
 Australia	64	5,200,000	90,155,038,760	81,007,751,938	7,751,937,985	112,015,503,876	31.39%
 Fiji ^(a)	4	1,920	N/A	51,700	N/A	1,645,000	0.33%
 Kiribati ^(a)	22	3,440	184,898	65,197	40,031	250,095	4.81%
 Marshall Islands ^(a)	1	372	N/A	3,336,847	N/A	3,700,637	0.77%
 Micronesia ^(a)	1	1,830	2,074,602	3,117,914	207,445	4,014,101	2.47%
 New Zealand	8	151,064	696,221,173	465,936,222	111,699,193	819,167,187	4.63%
 Palau ^(a)	1	240	64,000	26,000	2,400	66,400	1.12%
 Papua New Guinea ^(c)	16	256,710	198,000,000	74,000,000	52,000,000	385,000,000	4.68%
 Samoa ^(a)	3	1,345	1,300,113	2,282,314	242,740	2,042,832	1.20%
 Solomon Islands	10	6,800	6,487,500	N/A	3,425,000	10,675,000	1.76%
 Timor Leste	102	15,624	5,538,291	5,092,006	183,199	7,914,742	2.01%
 Tonga ^(a)	1	638	24,019	1,255,626	49,295	1,276,668	1%
 Tuvalu ^(a)	1	205	70,385	60,128	1,561	77,657	1.86%
 Vanuatu ^(a)	3	600	110,638	60,492	21,276	131,914	0.35%
TOTAL Member Countries	72	5,351,064	90,851,259,933	81,473,688,160	7,863,637,178	112,834,671,063	18.01%
TOTAL Other Countries	165	289,724	213,854,446	89,348,224	56,172,947	416,795,046	1.86%
TOTAL Oceania	237	5,640,788	91,065,114,379	81,563,036,383	7,919,810,125	113,251,466,109	4.17%

TOTALS

	CREDIT UNIONS	MEMBERS	SAVINGS & SHARES (USD)	LOANS (USD)	RESERVES (USD)	ASSETS (USD)	PENETRATION**
TOTAL Member Countries	29,863	208,016,031	2,221,957,364,785	1,730,525,491,553	232,283,823,027	2,616,042,993,921	28.15%
TOTAL Other Countries	56,588	167,144,034	468,192,304,450	326,638,342,928	32,299,727,383	590,694,841,817	10.20%
TOTAL World	86,451	375,160,065	2,690,149,669,235	2,057,163,834,481	264,583,550,410	3,207,737,835,738	12.18%

STATISTICAL REPORT KEY

 World Council of Credit Unions members and affiliates

NA Not available

(a) Data as of December 31, 2019

(aa) Data as of December 31, 2018

(b) Data from the West African Central Bank

(c) Data from Association of Asian Confederation of Credit Unions

(d) Data from the Caribbean Confederation of Credit Unions

(e) Data from the Oceania Confederation of Credit Unions

(*) Data compiled using reports from the Reserve Bank of India and the National Federation of State Cooperative Banks.

(**) Penetration rate is calculated by dividing the total number of reported credit union members by the economically active population age 15–64 years old.

This report is the best available data based on the annual survey responses from World Council member and non-member credit union associations, other financial cooperatives and World Council offices. All numbers are rounded to the nearest integer. Unless otherwise indicated, data are current as of December 31, 2020.

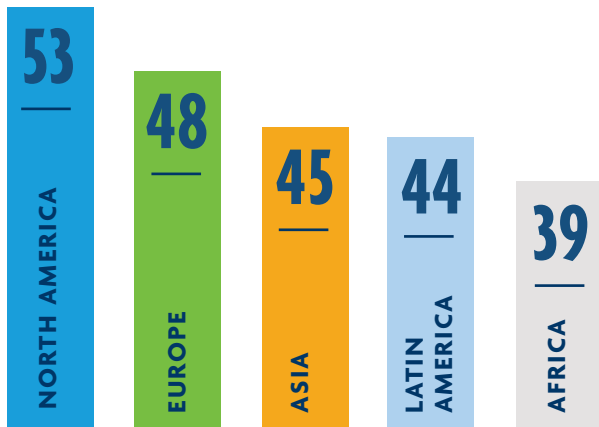


KEY DEMOGRAPHICS OF THE INTERNATIONAL CREDIT UNION MOVEMENT

For the first time in 2020, World Council is including key credit union demographic information in its Statistical Report. In a survey of our member credit union associations, World Council specifically asked for information related to the age and gender of credit union members, as well as the percentage of women serving as chief executives or board directors at credit unions.

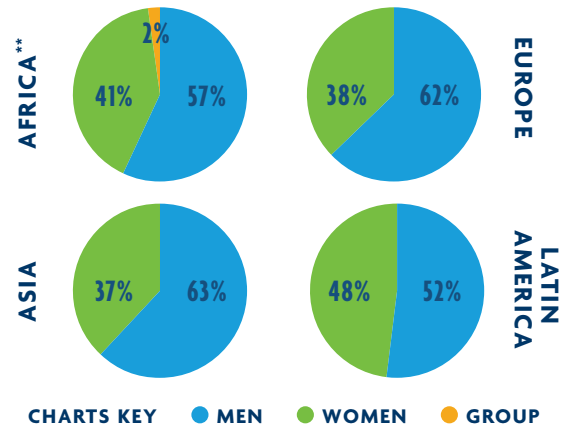
The breakdown below is based on data provided by credit union associations in 34 countries. World Council did not receive data from enough countries in Oceania or the Caribbean to include those regions in this section of the Statistical Report.

AVERAGE AGE OF MEMBERSHIP

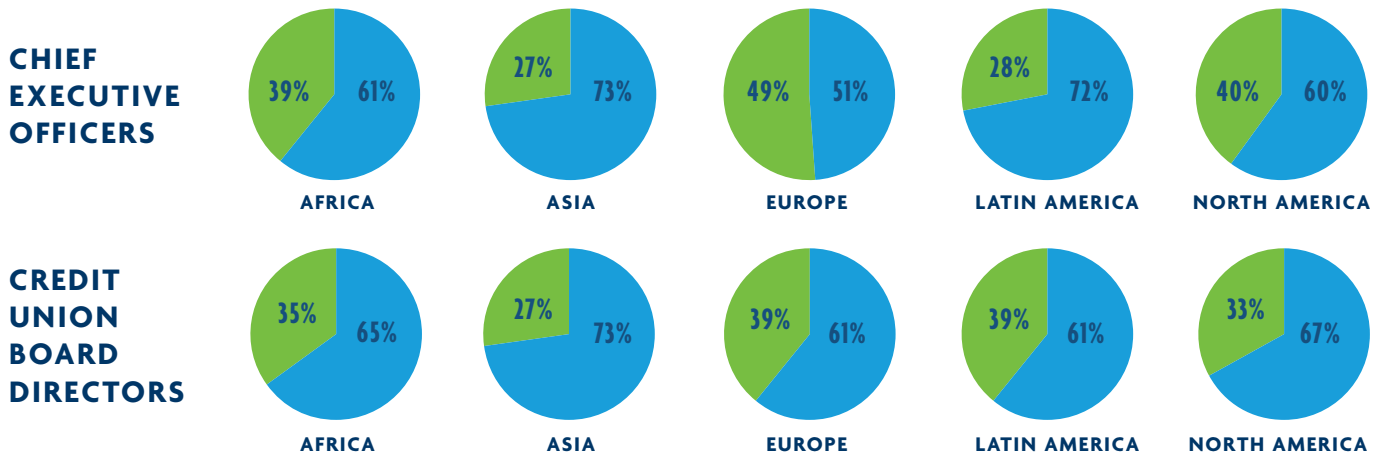


MEMBERSHIP BY GENDER*

*Membership by Gender information was not reported by countries in North America.
 ** Credit unions in Africa allow for group memberships comprised of people associated with entities such as corporations and informal cooperative societies.



MAKEUP OF LEADERSHIP



2020 WORLD COUNCIL MEMBERS

DIRECT MEMBERS

AFRICA

Cameroon - Cameroon Co-operative Credit Union League, Ltd.
Ghana - Ghana Co-operative Credit Union Association Ltd.
Kenya - Kenya Union of Savings & Credit Co-operatives Ltd.
Malawi - Malawi Union of Savings and Credit Co-operatives, Ltd.
Seychelles - Seychelles Credit Union

ASIA

Afghanistan - Islamic Investment and Finance Cooperatives Group
Nepal - Nepal Federation of Savings and Credit Cooperative Unions Ltd.
Singapore - Singapore National Co-operative Federation
South Korea - National Credit Union Federation of Korea

CARIBBEAN

Caribbean Confederation of Credit Unions
Anguilla - Liberty Co-operative Credit Union of Anguilla
Antigua & Barbuda - Antigua & Barbuda Co-operative Credit Union League Ltd.
Barbados - Barbados Co-operative & Credit Union League Ltd.
Belize - Belize Credit Union League Ltd.
Bermuda - Bermuda Credit Union Co-op Society
Cayman Islands - Cayman Islands Civil Service Association Co-operative Credit Union Ltd.
Curacao - The Curacao Federation of Cooperatives - FEKOSKAN
Dominica - Dominica Co-operative Societies League, Ltd.
Grenada - Grenada Co-operative Credit Union League Ltd.
Guyana - Guyana Co-operative Credit Union League
Jamaica - Jamaica Co-operative Credit Union League Ltd.
Montserrat - St. Patrick's Co-operative Credit Union
Saint Kitts & Nevis - St. Kitts & Nevis National Co-operative League Ltd.
Saint Lucia - St. Lucia Co-operative League Ltd.
Saint Vincent & the Grenadines - St. Vincent & the Grenadines Co-operative League, Ltd.
Trinidad & Tobago - Co-operative Credit Union League of Trinidad & Tobago

EUROPE

Croatia - Croatian Association of Credit Unions
Estonia - Estonian Union of Credit Cooperatives
Great Britain - Association of British Credit Unions, Ltd.
Ireland - Irish League of Credit Unions
Moldova - Central Association of Savings and Credit Associations
North Macedonia - FULM Savings House

Poland - National Association of Co-operative Savings & Credit Unions
Romania - Federation of Romanian Credit Unions
Russia - Russian Credit Union League
Ukraine - Ukrainian National Association of Savings and Credit Unions

LATIN AMERICA

Brazil - Confederação Interstadual das Cooperativas Ligadas ao Sicredi
Colombia - Federación Nacional de Cooperativas de Ahorro y Crédito Financieras
Costa Rica - Federación de Cooperativas de Ahorro y Crédito de Costa Rica R.L.
Dominican Republic - Asociación de Instituciones Rurales de Ahorro y Crédito, Inc.
El Salvador - Federación de Asociaciones Cooperativas de Ahorro y Crédito de El Salvador, R.L.
Guatemala - Federación Nacional de Cooperativas de Ahorro y Crédito de Guatemala
Mexico - Caja Popular Mexicana
Panama - Corporación Fondo de Estabilización y Garantía de Cooperativas de Ahorro y Crédito de Panamá, R.L.
Peru - Federación Nacional de Cooperativas de Ahorro y Crédito del Perú

NORTH AMERICA

Canada - Canadian Credit Union Association
United States of America - Credit Union National Association

OCEANIA

Australia - Customer Owned Banking Association
New Zealand - Co-op Money NZ

ASSOCIATE MEMBERS

ASIA

India - Finacus Solutions Pvt Ltd

CARIBBEAN

Turks & Caicos Islands - Turks and Caicos Islands Government - Ministry of Finance

EUROPE

Poland - Saltus TUW

NORTH AMERICA

United States - Bonifi
United States - CO-OP Financial
United States - Credit Union Executives Society (WI)
United States - CU Direct
United States - CUNA Mutual Group
United States - PSCU (FL)

REGIONAL CONFEDERATIONS

AFRICA

African Confederation of Cooperative Savings & Credit Associations (ACCOSCA)

ACCOSCA Members

Botswana - Botswana Savings and Credit Co-operative Association
Eswatini - Eswatini Association of Savings and Credit Cooperatives
Ethiopia - Savings and Credit Cooperative Development
Lesotho - Lesotho Cooperative Credit Union League Ltd.
Liberia - Liberia Credit Union National Association Ltd.
Nigeria - National Association of Cooperative Credit Unions of Nigeria
Rwanda - Umurenge Savings and Credit Cooperatives
Tanzania - Savings and Credit Cooperative Union League of Tanzania

The Gambia - National Association of Cooperative Credit Unions in Gambia

Uganda - Uganda Cooperative Savings and Credit Union Ltd.

Zambia - Credit Union and Savings of Zambia

Zimbabwe - National Association of Cooperative Savings and Credit Unions

ASIA

India - Finacus Solutions Pvt Ltd
Association of Asian Confederation of Credit Unions (ACCU)
ACCU Members
Australia - Australian Mutuals Foundation
Bangladesh - Department of Cooperatives in Bangladesh
Bangladesh - The Cooperative Credit Union League Of Bangladesh Ltd.
Cambodia - Cambodian Community Savings Federation
Hong Kong - Credit Union League of Hong Kong
India - Development Promotion Group
India - Maharashtra State Federation Cooperative Credit Societies Ltd.
Indonesia - Credit Union Central Of Indonesia
Japan - National Cooperative Banking Association of Japan (Shinkumi Bank)
Malaysia - Association of Co-operative Credit Union Malaysia Limited
Malaysia - KKP
Malaysia - Koperasi MCIS Berhad
Malaysia - The Workers Co-Operative Credit Society Limited
Mongolia - Mongolian Confederation of Credit Unions
Myanmar - Central Co-operative Society Limited
Nepal - National Cooperative Bank Ltd.
Pakistan - Federation of Ismaili Co-Op. Societies Limited
Papua New Guinea - Federation of Savings and Loan Societies Inc.
Philippines - Card Mutually Reinforcing Institutions
Philippines - National Confederation Of Cooperatives
Philippines - Philippines Federation Of Credit Cooperative
Russia - Interregional Association of Credit Unions of the Far East and Zabaikaje
Sri Lanka - Federation Of Thrift And Credit Co-Operative Ltd.
Taiwan - Credit Union League Of R.O.C.
Thailand - Credit Union League Of Thailand Ltd.
Thailand - The Federation Of Savings & Credit Cooperatives Of Thailand Ltd
Thailand - Union Life Insurance Co. Limited
Timor-Leste - Federacao Cooperativa De Credito Hanai Malu
Vietnam - The Cooperative Bank Of Vietnam

AFFILIATE MEMBERS

ASIA

Kazakhstan - Credit Unions of Agro-Industrial Complex Association-Kazakhstan

CARIBBEAN

Haiti - Association Nationale des Caisses Populaires Haitiennes (ANACAPH)

EUROPE

Netherlands - Dutch Association of Cooperating Credit Unions (VSK)
Ukraine - All-Ukrainian Association of Credit Unions

INTERNATIONAL MEMBERS

Germany - International Raiffeisen Union (IRU)
Great Britain - International Cooperative & Mutual Insurance Federation



World Council
WWW.WOCCU.ORG

FIND US ON:



MADISON OFFICE

5710 Mineral Point Road
Madison, WI 53705-4493 USA
Phone: +1-608-395-2000

WASHINGTON OFFICE

99 M Street SE, Ste 300
Washington, DC 20003 USA
Phone: +1-202-638-0205